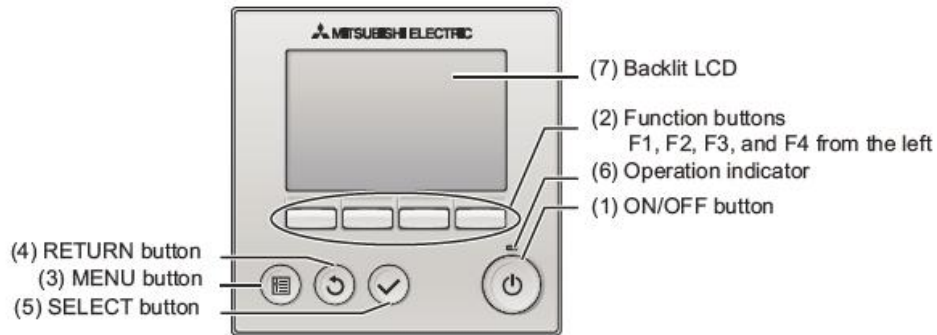


PAR31MAA Change Fan Speed on Thermostat Off

PEAD Ducted



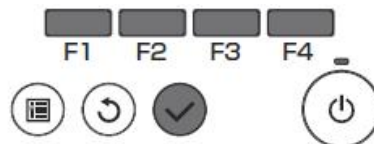
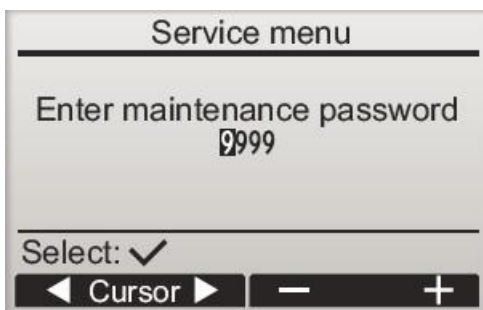
1. Turn controller off.



2. Select Menu using Button
3. Select Service menu using down cursor key (F1)
4. Enter maintenance password default 999 using (F1,F2,F3,F4 keys)



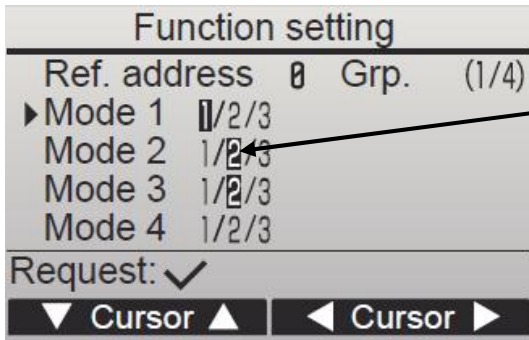
5. Press key to acknowledge.



6. Select refrigerant address of unit to be changed (F1 and F2)
7. Select All for refrigerant group using F1 to F4 keys (F3 and F4)



8. Press key and controller will collect data.



Mode 25 matrix selection below



9. Press Select Button and controller will send settings to the indoor unit.



10. Exit Function Setting mode with key.



11. Return to normal controller mode with key.

Selection Matrix PEAD Fan Speed Thermostat Off

Extra Low Fan Speed	Fan Stop	Sett Fan Speed
1	2	2

