




*Connoisseur*

MULTI DRAWER  
REFRIGERATION

A woman with dark hair, wearing a light-colored off-the-shoulder top and a necklace, is seated at a table in a restaurant. She is holding a wine glass filled with red wine and looking thoughtfully to the side. The background shows a blurred dining area with wooden chairs and tables.

**CONNOISSEUR** - definition:

A connoisseur (*Fr. connaisseur, from connoistre, connaître meaning "to be acquainted with" or "to know sb/sth."*) is a person who has a great deal of knowledge about the fine arts, or an expert judge in matters of taste.

A close-up view of a plate of food on a white tablecloth. The dish features a piece of white rice or pasta, garnished with green herbs. In the foreground, another plate with a colorful vegetable medley, including purple eggplant, yellow squash, and green basil, is partially visible.

A range of sophisticated multi drawer refrigerators designed specifically for those that care about preserving the quality and freshness of all kinds of food. Sleek aesthetics and advanced food storage technology with total temperature customisation of each drawer, will appeal to entertainers and food lovers alike.

## LEADERS IN MULTI DRAWER REFRIGERATION

### FOOD WILL STAY FRESHER FOR LONGER

Different types of foods have different ideal temperature storage requirements. Up till now, ensuring optimum freshness would have meant needing 3 or 4 separate fridges or freezers set at different temperatures.

The Mitsubishi Electric Connoisseur range, with its independent temperature control of the main compartment and 4 separate drawers, is able to prolong the wholesome and nutritional quality of all kinds of food all in the one fridge.

### ERGONOMIC USER FRIENDLY LAYOUT

The “Connoisseur” Collection builds on the immense success of the Mitsubishi Electric 2 Drawer “Sienna” Range. The main refrigeration compartment that is accessed most commonly is positioned at chest height. The four drawers are placed conveniently from waist height down providing quick and easy access, making food preparation a breeze.

### MULTI DRAWER, MULTI TEMPERATURE CUSTOMISATION

Unique to the “Connoisseur” Collection, is the independent temperature control of the main compartment and each of the four drawers. Complete temperature customisation for all parts of the refrigerator is now a reality. Different foods can now be stored specific to ideal temperature requirements at the same time within the same refrigerator, all at the touch of a button, at any given time. This means your food will stay fresher, for longer.

### ENERGY EFFICIENCY

The Connoisseur Collection has been specifically designed with energy efficiency in mind. Inverter driven technology together with built-in Fuzzy Logic Sensing Technology ensures only those areas actually requiring additional cooling are targeted rather than the whole fridge. Much smaller cooling losses are a reality of multi drawer design in comparison to a typical side-by-side refrigerator where the entire compartment is exposed when the door is opened.

# *Connoisseur*

By Mitsubishi Electric

# UNIVERSAL LAYOUT

## MAXIMUM USE OF SPACE

The MR-G57N features a French Split Door Design, which provides significantly more usable space than side-by-side fridges. The design allows for bulky items such as wide catering platters up to 65 cm wide to be easily fitted in the main refrigeration compartment. The MR-S45N features a standard refrigerator compartment door design.



## EGG STORAGE

This special refrigeration drawer is specifically designed for storing eggs. Research has shown that when eggs are stored stationary instead of in the fridge door, shelf life and freshness is increased by up to 4 times due to the lack of vibration. The egg tray can be removed to increase general storage space.



ADJUSTABLE  
DOOR POCKETS

TWO-WAY  
FLEXI SHELF

MR-G57N  
613 Litres

REMOVABLE  
AUTOMATIC  
ICEMAKER  
WATER TANK





## ELEVATING SHELVES

A world first is the introduction of the Elevating Shelves Function. By simply sliding the shelf lever across, the shelf automatically raises itself up or comes down by 40mm. There is no longer a need to first remove food already stored on the shelf, a real time saver in the kitchen!




## ADJUSTABLE DOOR POCKETS



## SURROUND COOLING MULTI AIRFLOW

Cold air is distributed from the back, both sides and the front. Therefore, the entire refrigerator compartment is cooled quickly and uniformly. Even hard-to-cool places such as filled door pockets are effectively and quickly cooled, with cold air circulating through the gaps in the bottom of each door pocket.



## SLIDING CHILLED CASE

A large Sliding Chilled Case is ideal for storing and prolonging the freshness of fresh meats, fish and dairy products. Set at 0 degrees, the Sliding Chilled Case also doubles as additional chiller space for canned and bottled beverages – making it ideal for summer entertaining.



# ICE DRAWER



## THE ICE DRAWER AND AUTOMATIC ICE MAKER

The “Connoisseur” Collection features a non-plumbed Automatic Ice Maker with separate Ice Drawer. As there is no separate plumbing connection required the fridge can be placed anywhere in the kitchen, not just near existing pipe work.

Just fill the removable water tank and the Ice Maker is ready to go!



## 3 TYPES OF ICE

Ice type can be selected including Quick Ice, Standard Ice or Crystal Clear Ice. Crystal Clear Ice is an entertainers dream, not only are the ice cubes crystal clear and free from air bubbles, the increased density means that the ice melts slower.



## THE ICE DRAWER

The separate Ice Drawer ensures ice cubes stay odour free. Ice can quickly absorb lingering food odours that may be present. This is often a problem where the icebox is not separated from the rest of the freezer compartment.



## THE WATER TANK

The Water Tank is integrated in the bottom of the refrigeration compartment, saving significantly more space in comparison to side-by-side refrigerators that typically have ice makers integrated in the door design and compromise on available depth.



## WATER PURIFICATION

Water in the tank is purified through a UV light system that removes impurities, bacteria and chlorine to ensure fresh, clean tasting ice.



## EASY CLEAN SYSTEM

The water supply system is easy to clean; the anti-bacterially coated removable water tank components just need to be flushed periodically in water to maintain optimum performance.

**ELEGANCE** - definition:

*(Noun)* A refined quality of gracefulness and good taste; refinement, grace, and beauty in movement, appearance, or manners; tasteful opulence in form, decoration, or presentation.



# VERSA DRAWER



## TOTAL CUSTOMISATION

The multi-temperature Versa Drawer is a New Zealand first. Choose from five pre-programmed temperature settings designed specifically with different storage requirements in mind.

## SOFT FREEZE CONVENIENCE

Soft Freeze is ideal for meat, fish, fruit puree, yogurt, dips and sauces. Food items can be purchased in bulk or stored as one large volume without the need for pre-portioning.

The food items will be snap frozen and then kept at a preset temperature that will keep them in optimum Soft Freeze condition for up to 3 weeks. Soft Freeze minimises defrost time, saving you on precious preparation and cooking time.

## 5 MULTI TEMPERATURE PRESETS



### QUICK CHILL

For rapid chilling of beverages when unannounced guests arrive on the doorstep



### QUICK FREEZE

Ideal for snap freezing fresh produce or meats to lock in the taste.



### STANDARD FREEZE

If you require additional freezer space select Standard Freeze.



### STANDARD CHILL

For additional refrigeration space select Standard Chill.



### SOFT FREEZE

Soft freeze left over dips and sauces – frozen but soft enough to scoop, you can take as little or much as you require.

## MEAT AND FISH

A large family pack of mince for example can be Soft Frozen in one piece and only what is actually required can easily be cut and the rest left Soft Frozen in the Versa Drawer for future use.



## PASTA SAUCES, DIPS & BABY FOOD

Large jars of pasta sauces or dips, that normally need to be used up within 3 days of opening, no longer need to go to waste. The Versa Drawer is ideal for Soft Freezing left over sauces, pestos and dips. Frozen, but soft enough to scoop, you can take as much or as little as you need at any given time.



This means less wastage and all round cost savings.



**CUSTOMISATION** - definition:

*(Noun)* Built to fit or alter according to individual specifications.



# HUMIDITY DRAWER



## THE HUMIDITY DRAWER

The Humidity Drawer is designed to maximise the freshness of all kinds of produce. The drawer automatically monitors and adjusts the environment to ensure humidity is kept at a constant 90%, the ideal surroundings for vegetables and fruit to stay crisper and fresher for longer.



The Humidity Drawer is divided by a Sliding Tray at the top that can be pushed back to reveal the rest of the drawer. The top tray is ideal for storage and organisation of smaller items such as fruit.

## THE UNIQUE VITAMIN FACTORY

The unique Vitamin Factory LED lighting system integrated into the drawer is designed to slow down the wilting process of produce and maintain the original vitamin and antioxidant levels for longer. Vegetables and fruit stored



in the specially designed Humidity Drawer with integrated Vitamin Factory LED System will last significantly longer in comparison to conventional vegetable crisper bins.

*Connoisseur*  
Food will stay fresher for longer.





**ERGONOMIC** - definition:

*(Adjective)* An applied science concerned with designing and arranging objects people use so that they interact efficiently and safely.

## FREEZER DRAWER



### THE FREEZER DRAWER

The Freezer Drawer is divided by a Sliding Tray at the top that can be pushed back to reveal the rest of the freezer drawer. The Freezer Drawer is roomy enough to fit bulky items such as ice cream tubs, loaves of bread and frozen vegetables. The top tray is ideal for storage and organisation of flat pack items such as meat packs.

The drawer can be used as a standard freezer or can also be used to Quick Freeze items.

### QUICK FREEZE FUNCTION

When meat is frozen its water content becomes ice, destroying food cells and impacting on the taste. Using the Quick Freeze function, food is snap frozen with only small ice crystals formed. Thus locking in the flavour and preserving the original taste of food items.

## OTHER FEATURES

### DOOR ALARM SYSTEM



The main Refrigerator compartment, the Ice Drawer and the Freezer Drawer all have separate Door Alarms. If a door or drawer is left open for over a minute, the Door Alarm sounds to inform you that the door needs to be closed. This is to prevent the temperature inside the refrigerator rising to a level where food can spoil.

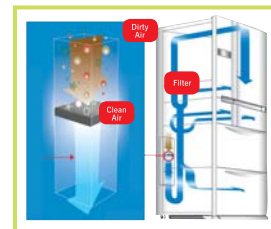
### SILENT OPERATION



Technological advances have allowed us to reduce noise levels by more than 80%, from 25 to 17dB(A) Compared to similar Mitsubishi Electric refrigerators produced ten years ago, when operating in silent mode.

### ANTI-BACTERIAL DEODORISER

Mitsubishi Electric's all compartment deodoriser powerfully filters and deodorises the air circulating throughout the refrigerator compartment and drawers. The exclusive anti-bacterial filtration system traps and destroys bacteria, to prolong the shelf life of food. Odour-causing agents and contaminants are broken down to keep your fridge smelling fresh.





# *Connoisseur*

## Energy Efficient Multi Drawer Technology

## TECHNOLOGY FOR TOMORROW TODAY

### INVERTER DRIVEN TECHNOLOGY

Inverter driven technology is integrated specifically to maximise energy efficiency and enhance quiet operation.

### INDEPENDENT TEMPERATURE ZONE SENSORS

Independent temperature zone sensors for each drawer ensure only the areas requiring additional cooling are targeted rather than the whole fridge.

### BUILT IN FUZZY LOGIC SENSING TECHNOLOGY

The microcomputer adjusts to your lifestyle pattern, and conserves energy by avoiding wasteful refrigeration thus lowering your electricity bills.

### ENERGY EFFICIENT SAVE MODE

“Save” Mode can be selected when the refrigerator is unlikely to be used for an extended period of time, for example when going on holiday. This mode automatically adjusts the settings of the refrigerator for greater energy efficiency.

### ENVIRONMENTALLY FRIENDLY REFRIGERANT

Mitsubishi Electric takes their commitment to the environment seriously. The “Connoisseur” Collection utilises Isobutane refrigerant, which was specifically chosen for its zero ozone depletion co-efficient.

# THE CONNOISSEUR RANGE



## MR-G57N

With 613 Litres of total capacity, the Mitsubishi Electric Connoisseur MR-G57N will comfortably satisfy the space requirements of families and entertainers alike.

The main refrigerator compartment is positioned at chest height, featuring a French centre split top door design.

MR-G57N  
613 Litres



### COMMON FEATURES:

#### ELEVATING SHELVES

Simply slide the lever and you can raise or lower the refrigerator compartment Elevating Shelf by up to 40mm. There's no need to remove any items from the shelf...what could be easier than that?



**Elevating Shelves**

#### ERGONOMIC, MULTI DRAWER DESIGN

The four drawers (Humidity Drawer, Ice Drawer, Versa Drawer and Freezer Drawer) are placed conveniently from waist height down, providing quick and easy access.



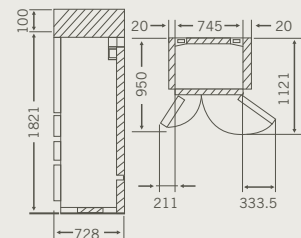
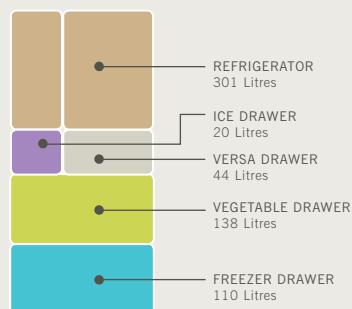
#### MULTI DRAWER, MULTI TEMPERATURE CUSTOMISATION

Food will stay fresher for longer, thanks to the ability to customise the temperature specific to the foods stores in the main compartment, as well as each of the drawers.



### Features: MR-G57N

Surround Cooling System	Elevating Shelves	Two-Way Flexi Shelf	Sliding Chilled Case
Multi Purpose Chilled Drawer With Egg Tray	Bottle Pockets	Adjustable Door Pockets	Big Tower Light
Door Alarm	Multi-Temperature Settings	Aluminium Tray	
Frost Free	Automatic Ice Maker	Three Ice Making Modes	Door Alarm
LED Light Vitamin Guard	Constant Humidity Care	Sliding Top Tray	Removable Vegetable Container
Frost Free	Sliding Top Tray	Frozen Foods Stand	Door Alarm
CFC Free Cooling System	Inverter Driven Technology	Whisper Quiet Operation	External LED Control Panel
5 Monitored Temperature Sensors	Anti Bacterial Deodoriser	2 Adjustable Feet	4 Castors



# Connoisseur

## COMMON FEATURES:

### AUTOMATIC ICE MAKER

The Ice Maker produces clear, fresh ice cubes automatically, and even has its own separate Ice Drawer. Frost free and fully removable water tank components also ensure ease of cleaning.



### INVERTER DRIVEN SURROUND COOLING

The advanced Inverter Driven Surround Cooling System evenly circulates air throughout the refrigerator compartment distributing constant airflow to each shelf from the back, sides and the front of the refrigerator compartment. As a result all areas inside the compartment, even the door pockets, quickly regain optimum cooling temperatures after opening.



## MR-S45N

The slimline Mitsubishi Electric Connoisseur MR-S45N offers a total of 494 Litres capacity and a footprint that will fit most existing kitchen cabinet designs.

The main refrigerator compartment is positioned at chest height and features a conventional door design.

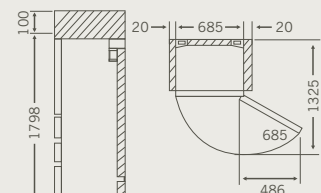
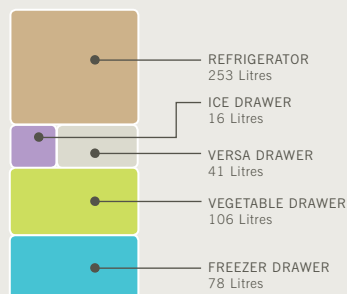


MR-S45N  
494 Litres



## Features: MR-S45N

Surround Cooling System	Elevating Shelves	Two-Way Flexi Shelf	Sliding Chilled Case
Multi Purpose Chilled Drawer With Egg Rack	Bottle Pocket	Adjustable Door Pockets	Big Tower Light
Door Alarm	Multi-Temperature Settings	Aluminium Tray	
Automatic Ice Maker	Frost Free	Three Ice Making Modes	Door Alarm
LED Light Vitamin Guard	Constant Humidity Care	Sliding Top Tray	Removable Vegetable Container
Frost Free	Sliding Top Tray	Door Alarm	
CFC Free Cooling System	Inverter Driven Technology	Whisper Quiet Operation	External LCD Control Panel
6 Monitored Temperature Sensors	Anti Bacterial Deodoriser	2 Adjustable Feet	4 Castors



685W x 699D x 1798H mm

# SPECIFICATIONS

# Connoisseur

MODEL		MR-G57N	MR-S45N	MODEL		MR-G57N	MR-S45N
CAPACITY (LITRE)	TOTAL	GROSS	613	494	<b>VERSA DRAWER:</b>		
		NET	447	366	SOFT FREEZE FUNCTION	•	•
	Refrigerator Room	GROSS	301	253	QUICK FREEZE FUNCTION	•	•
		NET	277	224	STANDARD FREEZE FUNCTION	•	•
	Ice Drawer	GROSS	20	16	STANDARD CHILL FUNCTION	•	•
		NET	5	5	QUICK CHILL FUNCTION	•	•
	Versa Drawer	GROSS	44	41	ALUMINIUM TRAY	1	1
		NET	23	22	<b>ICE DRAWER:</b>		
	Vegetable Drawer	GROSS	138	106	AUTOMATIC ICE MAKER	•	•
		NET	73	62	FROST FREE	•	•
Freezer Drawer	GROSS	110	78	CRYSTAL CLEAR ICE MODE	•	•	
	NET	69	53	QUICK ICE MODE	•	•	
DIMENSIONS	Width (mm)	745	685	STANDARD ICE MODE	•	•	
	Height (mm)	1821	1798	REMOVABLE INTEGRATED WATER TANK	1	1	
	Depth (mm)	728	699	WATER SUPPLY UV LIGHT PURIFYING SYSTEM	•	•	
WEIGHT (KG)	Net	98	92	REMOVABLE EASY CLEAN WATER TANK COMPONENTS	•	•	
	Gross	108	102	DOOR ALARM	•	•	
ENERGY STAR		3	3	<b>VEGETABLE DRAWER:</b>			
KWH PER YEAR		795	675	LED LIGHT EMITTING VITAMIN GUARD DRAWER	•	•	
INVERTER		•	•	CONSTANT HUMIDITY CARE	•	•	
NEURO-FUZZY		•	•	QUICK COOLING FUNCTION	•	•	
ENERGY EFFICIENCY SAVE MODE		•	•	SLIDING TOP TRAY	•	•	
MONITORED TEMPERATURE SENSORS		5	6	REMOVABLE VEGETABLE CONTAINER	1	1	
CASTORS		4	4	<b>FREEZER DRAWER:</b>			
ADJUSTABLE FEET		2	2	FROST FREE	•	•	
<b>REFRIGERATOR:</b>				QUICK FREEZE FUNCTION	•	•	
COOLING SYSTEM		Surround Cooling	Surround Cooling	STANDARD FREEZE FUNCTION	•	•	
QUICK COOLING FUNCTION		•	•	SLIDING TOP TRAY	•	•	
CENTRE SPLIT FRENCH DOOR		•	-	DOOR ALARM	•	•	
ELEVATING SHELF		2 (Crystal)	2 (Crystal)	<b>OTHERS:</b>			
TWO-WAY FLEXI SHELF		1 (Crystal)	1 (Crystal)	NON CFC COOLING SYSTEM (REFRIGERANT)	•	•	
SLIDING CHILLED CASE		1	1		R-600a (Isobutane)	R-600a (Isobutane)	
MULTI-PURPOSE CHILLED DRAWER		1	2	EXTERNAL CONTROL PANEL	LED	LCD	
EGG TRAY		1	1	ANTI-BACTERIAL DEODORISER	•	•	
BOTTLE POCKET		2	1	<b>COLOUR:</b>			
ADJUSTABLE DOOR POCKET		4	4	WHITE	-	•	
BIG TOWER LIGHT		•	•	STAINLESS STEEL	•	•	
DOOR ALARM		•	•				

**WARRANTY:** Every Mitsubishi Electric Refrigerator is backed by a 2 Year Parts and Labour Warranty and a 5 Year Compressor Warranty.

**CUSTOMER SERVICE:** For more information on Mitsubishi Electric Refrigeration, please call our customer service team on **0800 784 382**.



Distributed by **B D T**

## AUCKLAND

Unit 1, 4 Walls Road  
PO Box 12-726, Penrose  
Phone (09) 526 9347, Fax (09) 526 9369

## WELLINGTON (HEAD OFFICE)

1 Parliament Street  
PO Box 30-772, Lower Hutt  
Phone (04) 560 9147, Fax (04) 560 9133

## CHRISTCHURCH

Suite 2, Level 1, 37 Mandeville Street  
PO Box 1604, Christchurch  
Phone (03) 341 2837, Fax (03) 341 2838

[www.multidrawer.co.nz](http://www.multidrawer.co.nz)

New publication effective **November 2008**. All features and specifications are subject to change and amendment at anytime.  
Where specifications are critical to design or pre-build we advise that you seek confirmation of accuracy from our product management team on (04) 560 9100.