

Ducted In-Line Ventilation Fans

Low Noise Energy Efficient High Volume Air Extraction



Mitsubishi Electric Ducted In-Line Fans

Sturdy, quiet and reliable, the Mitsubishi Electric range of In-Line Fans are the ideal ventilation solution for a wide range of commercial and domestic applications including living rooms, toilets, changing rooms, offices, and as a heat transfer system. Low operation noise, high volume air extraction and energy efficient air displacement are the result of an enhanced air duct design developed by engineers for the In-Line Fan range.

Why Ventilate?

With buildings becoming more and more airtight, good ventilation is a crucial factor to consider in order to ensure indoor air quality is of an acceptable standard. A lack of ventilation can lead to a build-up of moisture-laden air and airborne pollutants, including odours, bacteria, dust and mould. An unventilated dwelling can lead to occupant irritation, discomfort and potential health issues.

Quietest In-line Fan Range in NZ![†] - High Airflow with Low Noise

The centrifugal In-Line Fan features an advanced air duct design, allowing air to be distributed evenly either side of the fan. This innovative design feature reduces the noise level of the unit, ensuring that even whilst maintaining a high air flow rate, the In-Line Fan is able to operate at a super-quiet 18.5 dBA^{*}. Sitting between ductwork, the In-Line Fan can be installed away from the extraction point, further decreasing noise heard by the occupant; ideal for areas with limited space above the extraction point and for noise-sensitive environments such as meetings rooms, libraries and living rooms.

Versatile and Sturdy Design

Equipped with adjustable mounting brackets and removable duct spigots, installations are both convenient and versatile. The sturdy design of the unit provides options for both roof cavity and ceiling exposed mounting.

Heat Transfer

The In-Line Fan can be utilised as a heat transfer system; working by utilising excess heat created by the main heating source, such as a heater or fireplace, and distributing that heat to the desired rooms. A heat transfer system creates a more even and comfortable temperature, reducing the need for additional heating sources throughout the home. Operating at a low noise level and tucked away in the roof cavity, the system is virtually silent and out of sight with only the grille visible.

Please note, we do not recommend installing a heat transfer system if the heating source is a heat pump.

*V-15ZMW-E

†Measured at 1.5m from the side of the unit: Ducting attached

Key Features

- High airflow, quiet operation
- Adjustable/removable mounting brackets
- Two speed selectable
- Galvanised steel casing
- Removable cover for easy maintenance
- All models are less than 260mm in height
- Quick connect power terminal
- Removable duct spigots
- Wool glass noise absorption pads*
- Low power consumption

*V-18ZMWP-E only

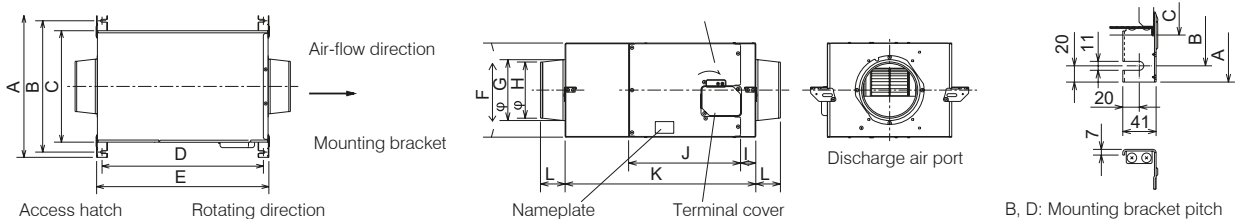


Typical Installation and Dimensions

| Model | A | B | C | D | E | F | G | H | I | J | K | L |
|------------|-----|-----|-----|-----|-----|-----|-------|-------|----|-----|-----|----|
| V-15ZMW-E | 339 | 299 | 223 | 299 | 340 | 226 | ∅ 110 | ∅ 98 | 43 | 234 | 335 | 60 |
| V-15ZMWP-E | 339 | 299 | 223 | 299 | 340 | 226 | ∅ 160 | ∅ 142 | 43 | 234 | 335 | 70 |
| V-18ZMW-E | 371 | 331 | 255 | 353 | 394 | 255 | ∅ 160 | ∅ 142 | 51 | 291 | 389 | 70 |
| V-18ZMWP-E | 435 | 395 | 319 | 395 | 436 | 255 | ∅ 208 | ∅ 192 | 51 | 291 | 431 | 85 |

Dimensions in mm

■ Detail of mounting bracket



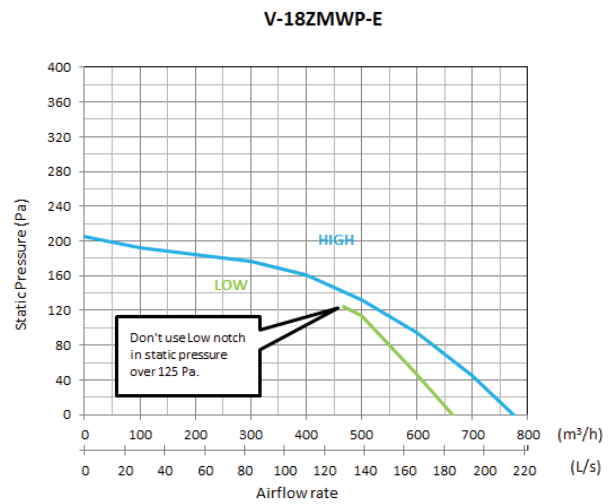
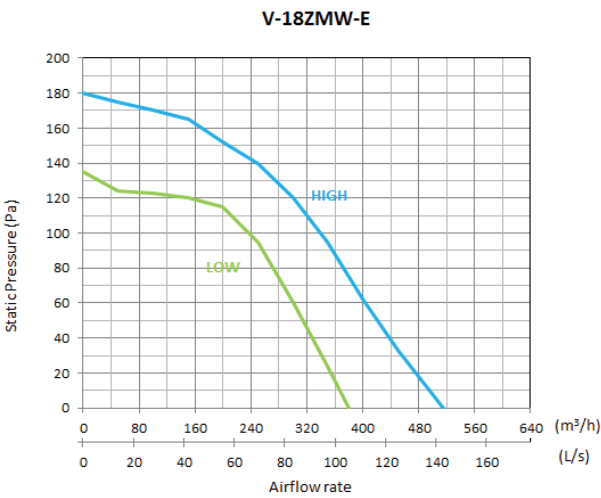
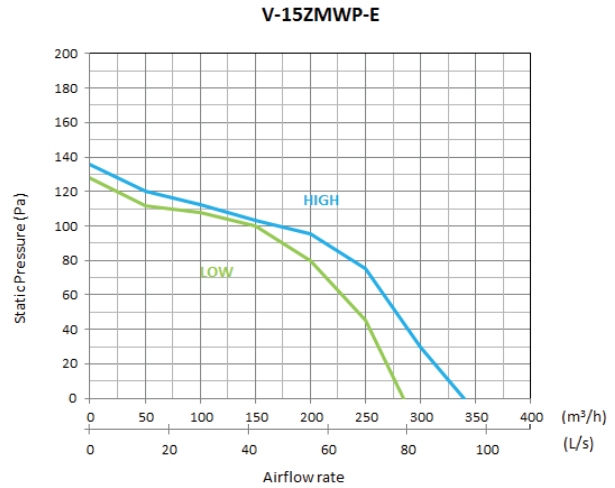
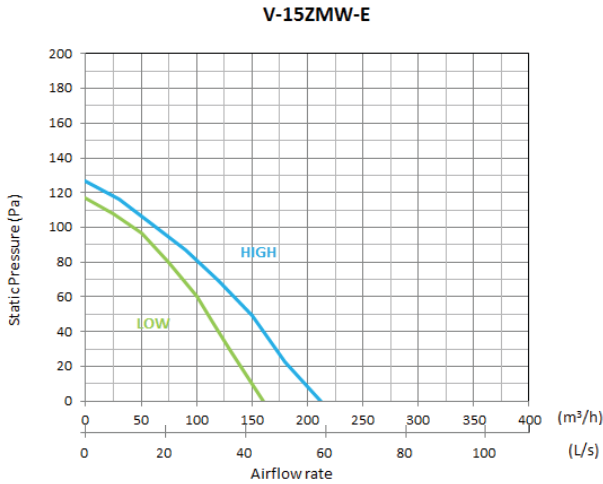
Specification Table

| Model | Rated Voltage (V) | Frequency Notch (Hz) | Rated Current (A) | Power Consumption (W) | Airflow Rate (l/s / m³/h) | Noise (dBA) | Vane Diameter (mm) | Connecting Duct (mm) | Weight (kg) | |
|------------|-------------------|----------------------|-------------------|-----------------------|---------------------------|-------------|--------------------|----------------------|-------------|-----|
| V-15ZMW-E | 230 | 50 | High | 0.11 | 26 | 58 / 212 | 22 | ∅ 150 | ∅ 100 | 6 |
| | | | Low | 0.10 | 18 | 44 / 160 | 18.5 | | | |
| V-15ZMWP-E | 230 | 50 | High | 0.21 | 47 | 94 / 340 | 28 | ∅ 150 | ∅ 150 | 6 |
| | | | Low | 0.18 | 33 | 79 / 285 | 25 | | | |
| V-18ZMW-E | 230 | 50 | High | 0.28 | 64 | 143 / 515 | 32 | ∅ 180 | ∅ 150 | 8.5 |
| | | | Low | 0.24 | 36 | 105 / 380 | 27 | | | |
| V-18ZMWP-E | 230 | 50 | High | 0.47 | 105 | 215 / 775 | 33 | ∅ 180 | ∅ 200 | 9.5 |
| | | | Low | 0.46 | 84 | 184 / 665 | 31 | | | |

Airflow rates exclude ducting. Please refer to the static pressure fan curve.

| Operating Range | |
|-------------------|-------------|
| Temperature | -15 to 40°C |
| Relative Humidity | <90% |

Static Pressure Fan Curve



IP Rating: IPX2



for a greener tomorrow

Eco Changes is the Mitsubishi Electric Group's environmental statement, and expresses the Group's stance on environmental management. Through a wide range of businesses, we are helping contribute to the realisation of a sustainable society.

For more information on Mitsubishi Electric In-line Fans, please call our Customer Service Team on **0800 784 382**



www.mitsubishi-electric.co.nz



Black Diamond Technologies

Exclusive distributor of Mitsubishi Electric products in New Zealand.

WELLINGTON
HEAD OFFICE

1 Parliament Street
PO Box 30772
Lower Hutt 5040

Phone (04) 560 9147
Fax (04) 560 9133

AUCKLAND
BRANCH

Unit 1, 4 Walls Road
PO Box 12726
Penrose, Auckland 1642

Phone (09) 526 9347
Fax (09) 526 9369

CHRISTCHURCH
BRANCH

44 Halwyn Drive
PO Box 16904
Hornby, Christchurch 8441

Phone (03) 341 2837
Fax (03) 341 2838